

IP20 IP44 ADJ.   LED 0-10V DIM 

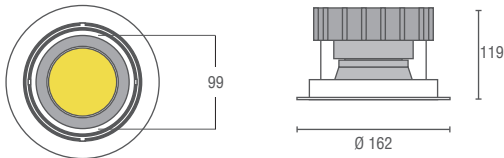


162mm recessed adjustable downlight  
Mounting method : recessed ceiling mounted  
Material : die cast aluminium housing and trim  
Standard finishes : matt white / matt black / polished chrome / dark chrome / brushed bronze  
IP Rating : IP20 / IP44  
Accessories : clear glass / frosted glass / honeycomb louvre  
Customized RAL upon request.  
Dimmable driver available upon request.  
Emergency kit available upon request.



## ORBIT P

Adjustable  $\pm 15^\circ$  tilting angle.  
Completed with Philips replaceable led module.  
Remote led driver.  
Dimension in mm :  $\varnothing 162 \times 119$  ; Cut Hole :  $\varnothing 146$

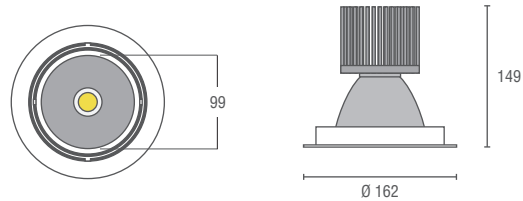


### PHILIPS LED CRI>80

Wattage	Lumen	CCT	BeamAngle
12W	1100lm	3000K	40°
22W	2000lm	4000K	60°
32W	3000lm		90°

## ORBIT L

Adjustable  $\pm 15^\circ$  tilting angle.  
Completed with Lumileds replaceable led module.  
Remote led driver.  
Dimension in mm :  $\varnothing 162 \times 149$  ; Cut Hole :  $\varnothing 146$

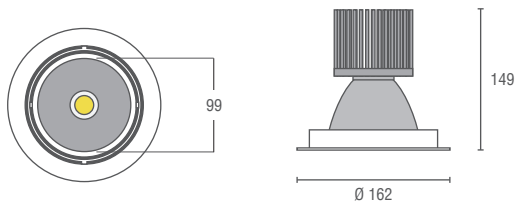


### LUMILEDS LED CRI>80

Wattage	Lumen	CCT	BeamAngle
8W	850lm	2700K	27°
10W	1000lm	3000K	37°
13W	1400lm	4000K	
18W	2000lm	5000K	
29W	3000lm		

## ORBIT X

Adjustable  $\pm 15^\circ$  tilting angle.  
Completed with Xicato replaceable led module.  
Remote led driver.  
Dimension in mm :  $\varnothing 162 \times 149$  ; Cut Hole :  $\varnothing 146$



### XICATO LED CRI 83

Wattage	Lumen	CCT	BeamAngle
7.8W	700lm	2700K	27°
11.7W	1300lm	3000K	37°
19.5W	2000lm	4000K	
29.3W	3000lm	5000K	

### XICATO LED CRI 98

Wattage	Lumen	CCT	BeamAngle
9.7W	700lm	2700K	27°
15.6W	1300lm	3000K	37°
26.4W	2000lm	4000K	
		5000K	