


IP20 IP44  LED MR16 0-10V DIM 



high quality reflector delivering outstanding performance

Passive temperature management via heatsinks



Installation frame for easy maintenance : without damaging the false ceiling

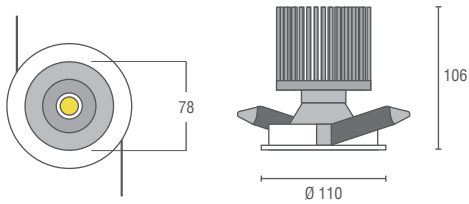


Safety protection housing to avoid dust

110mm fixed downlight
Mounting method : recessed ceiling mounted
Material : die cast aluminium housing and aluminium sandblasted reflector
Standard finishes : matt white / matt black
Accessories : clear glass / frosted glass / honeycomb louvre
Customized RAL upon request.
Dimmable driver available upon request.
Emergency kit available upon request.

RING <2000lm

Non-adjustable.
Completed with Lumileds replaceable led module.
Remote led driver.
Dimension in mm : Ø110 x 106 ; Cut Hole : Ø104

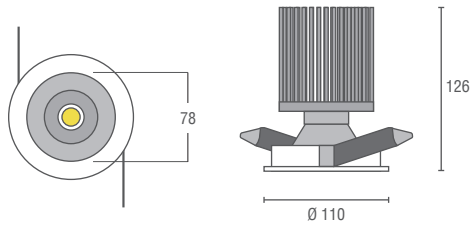


LUMILEDS LED CRI>80

Wattage	Lumen	CCT	BeamAngle
7W	850lm	2700K	40°
8W	1000lm	3000K	60°
10W	1400lm	4000K	
15W	2000lm	5000K	

RING 3000lm

Non-adjustable.
Completed with Lumileds replaceable led module.
Remote led driver.
Dimension in mm : Ø110 x 126 ; Cut Hole : Ø104

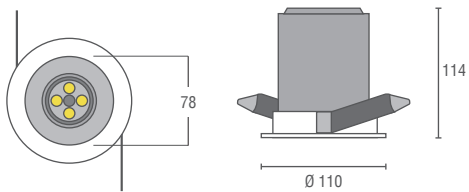


LUMILEDS LED CRI>80

Wattage	Lumen	CCT	BeamAngle
22W	3000lm	2700K	40°
		3000K	60°
		4000K	
		5000K	

RING.MR16

Non-adjustable.
Completed with Gu5.3 lamp base for low voltage halogen lamp or led lamp.
Electronic transformer is not included.
Dimension in mm : Ø110 x 114 ; Cut Hole : Ø104



LOW VOLTAGE HALOGEN / LED LAMP

Lamp Base	Voltage
GU5.3	12V