


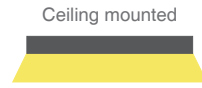
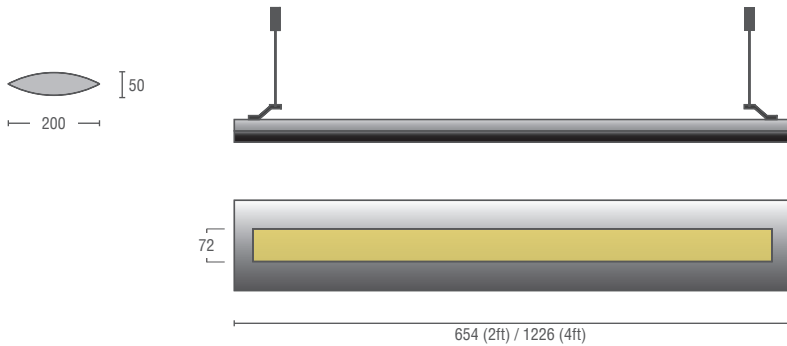


IP44  LED 0-10V DIM 



LED Linear Light
 Mounting method : ceiling mounted / pendant mounted
 Material : extruded aluminium housing. PC Diffuser.
 Standard finishes : aluminium
 IP Rating : IP20
 Customized RAL upon request.
 Dimmable driver available upon request.

Non-adjustable.
 Completed with Philips led module.
 Integrated led driver.
 Dimension in mm : 654 x 200 x 50 (2ft) / 1226 x 200 x 50 (4ft)



LINES 2FT

PHILIPS LED CRI>80

Wattage	Lumen	CCT	Beam Angle
12.5W	1550lm	3000K	120°
18W	2200lm	4000K	
25W	3100lm	6500K	
36W	4400lm		

LINES 4FT

PHILIPS LED CRI>80

Wattage	Lumen	CCT	Beam Angle
14W	2200lm	3000K	120°
28W	4400lm	4000K	
		6500K	